






## Attention Capital Buildings Engineering & Facility Maintenance Exhibitors,

The Dulles Expo Center requests the following regulations be abided by for this and all future events.

- 1.) **NO CARTS** are allowed through the **Glass Doors** at the front of the hall. This is a regulation that has been in effect, but will be closely monitored going forward.
- 2.) The Blue Set of Steel Doors at the front entrance are for emergency use only. No in and out privileges.
- 3.) On Show Days **ALL EXHIBITORS** are expected to park in the Exhibitor Lot C  and use the Loading Dock  as their entrance.

To break these request down further:

- For move-in and move-out the following doors may be used: The front roll-up door and loading dock doors. Door areas shown on floor plan with an  and .
- The front roll-up door will close at 6:00pm on Monday. From 6:00pm Monday through close of show on Tuesday at 2:00pm, all load in, product refresh, and carts will need to come in through the **Loading Dock** marked with an .
- For Tuesday access doors for Exhibitors that arrive prior to show hours is at the loading dock. After Show is open you may enter through the front if you are hand carrying items only. **NO CARTS. NO ACCESS THROUGH THE FRONT DOORS UNTIL 10am.**

Thanks for your cooperation with the building regulations, Dulles Expo Staff

